

Block Lotto

April 2009

Greek Cross


Fabric needed:

Medium Purple

Dark Purple

White or White on White

Something to coordinate with purples



Outside 4 corners:

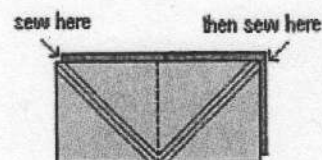
Cut: Medium purple 5" x 10"

White 5" x 10"

Place the two strips right sides together.

On the white fabric, lightly mark the center square line and mark the diagonals as well.

Sew 1/4" on each side of the diagonals. Cut on the solid line. Trim the squares to 4 1/2".




Middle stripes:

Cut: Dark purple 2 1/2" x 18"

White 2 1/2" x 18"

Sew the two strips together long side, using a scant 1/4" seam. Press seam allowance towards the purple fabric. Cut into 4 4 1/2" squares.



Center Square:

Cut one 4 1/2" center square to coordinate with purples

Assemble like a nine patch. See below for piecing only not for color placement.

