


Friendly Hand

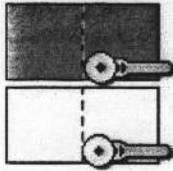
This makes a 12" block!

Here's a super easy way to do a Monkey Wrench-Looking Block!

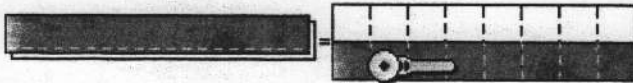


Please abide by the Terms and Conditions of use! :o)


** Preparing the Pieces and Sewing the Block **



Start by marking and cutting the Color 1 and Color 2 3- 1/2" x 7" strips into two 3- 1/2" squares of each...



Then sew the Color 1 and Color 2 2" x 20" strips right sides together along one long edge, using a scant 1/4" seam. Press seam towards the darker side. Mark and cut this unit at 2" intervals...



Sew pairs of the two color units together, again using a scant 1/4" seam. Press seam to one side. Make four units like this...



Speed piece the half squares, by stacking the Color 1 and Color 2 3-7/8" x 15-1/2" strips right sides together and all edges aligned. On the back of the top strip, lightly mark the 3-7/8" square lines, and mark the diagonals in the direction shown at left. Now sew a scant 1/4" above and below the marked diagonals, pivoting at the square lines. Cut apart on the square lines and on the marked diagonals between the rows of stitching. Press seams towards the darker sides. Trim to 3-1/2"...on to Page 2!

Jan 26 2002 Marcia Hohn

Traditional Block

its an mh paper


IMSI Clip Art! :o)

Started with an


pattern from <http://www.quilterscache.com>

GRECIAN DESIGN




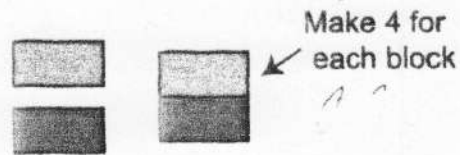

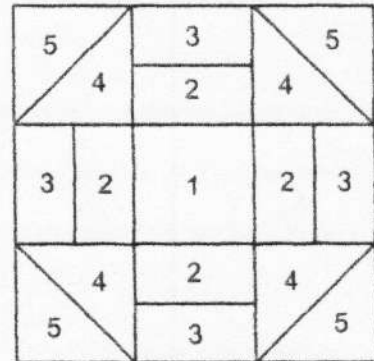
A BLOCKaWEEK pattern from jinnybeyer.com




Ladies' Art Company Catalog, 1898

Color 1 - 1 - 4 1/2 x 4 1/2
Color 2 - 4 - 2 1/4 x 4 1/2
Color 3 - 4 - 2 1/4 x 4 1/2
Color 4 & 5 - 2 - 5 x 5
 *Square to 4 1/2*

Fabric Placement



The fabrics used in this block are from the Jinny Beyer Palette Fabric Collection and other Jinny Beyer prints. Exact duplication of the block will depend on the availability of the prints. The design of the pattern shown here is a  block. Different fabric placement will occur when making the block in one of the other two sizes.

12 in

Block 0022



JINNY BEYER STUDIO 776-F Walker Road, Great Falls, VA 22066
 703-759-0250 FAX 703-759-0739 TOLL FREE 866-759-7373 www.jinnybeyer.com