


Beaver Valley Piecemakers  
Mystery Quilt Pattern 2006-2007

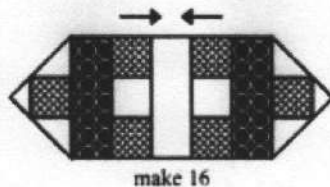
Step 4 (January)


**Cutting:** Strips are cut across the width of the fabric making them approximately 42" long.

**Fabric #1** Cut one strip 6 1/2 " wide. Cut this strip into sixteen 2 1/2" X 6 1/2" rectangles.  
Cut two strips 2" wide. Cut these strips into twenty-five 2" squares. (Set aside for step 5)

**Piecing:**

Sew a  unit from step 2 to both sides of the 2 1/2" x 6 1/2" rectangles of fabric 1. Press the seam allowances toward fabric 1.



Sew the  units from step 2 to the sections from above to complete sixteen Chicago Pavement blocks. Press the seam allowances away from the middle section. This Block finishes at 11 7/8" Square.

