

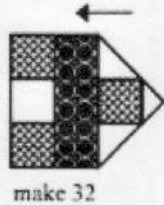




Beaver Valley Piecemakers
Mystery Quilt Pattern 2006-2007

Step 3 (December)

Sew half of the  units to the  units from step 1 to make thirty-two sections like the one shown below. Press the seam allowances in the direction shown by the arrow.



Use the remaining  units and  units you made earlier in step 2 to make thirty-two sections like the one shown below. Press the seam allowances in the direction shown by the arrow.

