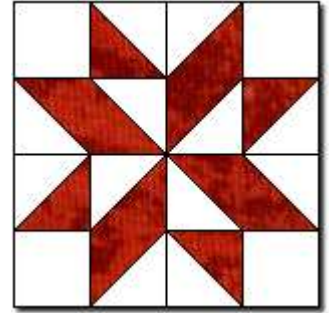



DIAMOND STAR


BEAVER VALLEY PIECEMAKERS BLOCK LOTTO
MAR 2022-return to APR 2022 Mtg.

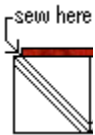
This makes a 12" block, and
has been around since about 1896!



Supplies List

 Color 1- Deep Red - needs: 6 squares-each 3-7/8"

 Color 2 – White - needs: 4 - 3½" squares & 6 squares-each 3-7/8"

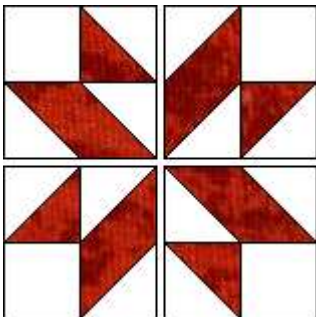


=



On the back of the light 3-7/8" squares, lightly mark a diagonal line. Now sew a scant 1/4" above and below the marked diagonal. Cut apart on the marked diagonals between the rows of stitching. This will give you 12 half squares. Press seam allowances x 2 towards the darker fabric. Square these back to 3-1/2".

Arrange half square triangles and white 3 ½" squares into rows, as shown, then sew rows together to form block. Easy, easy block!!



© Mar 5 2002 Marcia Hohn

Traditional Block pattern from <http://www.quilterscache.com>