

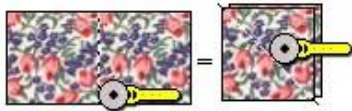
Aunt Dinah

1930's Era Block

Supplies:

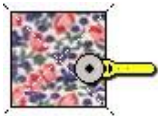
Color 1 Pastel Print: one 4-7/8" X 9-3/4" strip AND one 5-1/4" square AND one 2-1/2" X 10" strip

Color 2 Background Fabric: one 4-7/8" X 9-3/4" strip AND one 5-1/4" square AND one 2-7/8" X 11-1/2" strip AND one 4-1/2" square.



Color 1 (Pastel Print):

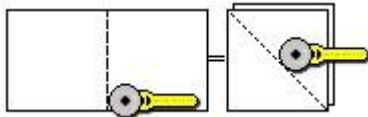
Mark and cut the Color 1 4-7/8" X 9-3/4" strip into two 4-7/8" squares. Stack these and cut once on the diagonal to make four half square triangles.



Then cut the Color 1 5-1/4" square in half on both diagonals to make four quarter square triangles.

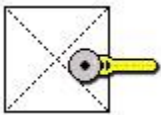


Mark and cut the Color 1 2-1/2" X 10" strip into four 2-1/2" squares.

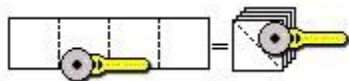


Color 2 (Background fabric):

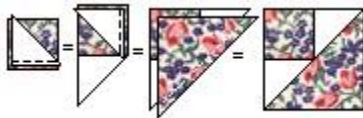
Mark and cut the Color 2 4-7/8" X 9-3/4" strip into two 4-7/8" squares. Stack these and cut once on the diagonal to make four half square triangles.



Next cut the Color 2 5-1/4" square in half on both diagonals to make four quarter square triangles.




Mark and cut the Color 2 2-7/8" X 11-1/2" strip into four 2-7/8" squares. Stack these and cut once on the diagonal to make half square triangles.



Sew Color 2 small half square triangle to the bottom and right of a color one square using a scant 1/4" seam allowance. Press seam toward the triangles. Sew a Color 1 large half square triangle to this pieced triangle using a scant 1/4" seam. Press seam towards color 1 triangle. Trim this back to measure 4-1/2" if needed. Make 4 units like this.



Sew Color 1 and Color 2 quarter square triangles together as shown. Press seam to dark side. Sew a Color 2 large half square triangle to the pieced quarter squares. Press seam towards the Color 2 triangle. Trim to measure 4-1/2" if needed. Make four units like this.



Lay out all of your units as shown with the extra Color 2 square as the block's center. Sew three horizontal rows pressing the seams of the top and bottom row to the center and the middle row seam to the outside. Join the rows together.