


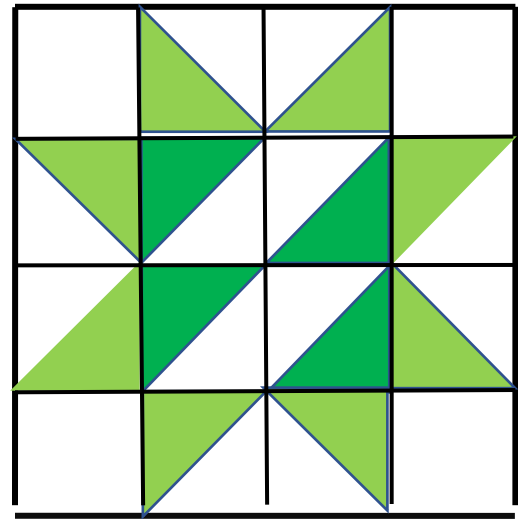


BEAVER VALLEY PIECEMAKERS BLOCK LOTTO
JANUARY 2022 – RETURN AT FEBRUARY 2022 MTG.

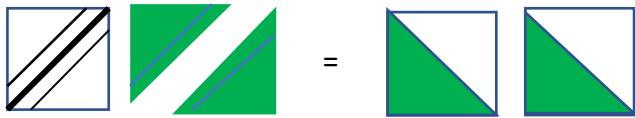
Materials Needed:

-  Fabric 1 – (White) 4 sq. 3½" x 3½"; 6 sq. 3-7/8" x 3-7/8"
-  Fabric 2 – (Lt. Green-print ok) 4 sq. 3-7/8" x 3-7/8"
-  Fabric 3 – (Dk. Green-print ok) 2 sq. 3-7/8" x 3-7/8"
 (Choose greens that are complementary.)

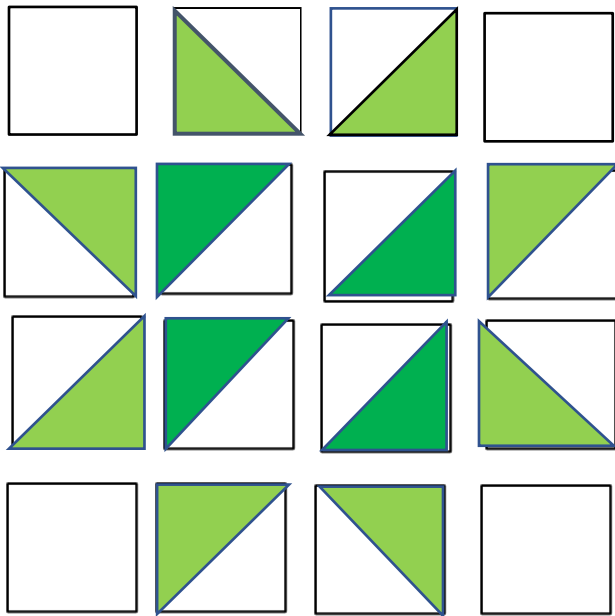


Sewing Instructions:

Begin with white 3-7/8" squares. Draw diagonal line on back of all white squares. Place with green squares, 3-7/8", right sides together. Sew a scant ¼" on either side of the diagonal line. Cut in half; press to the dark color. Trim all half-square triangles to 3 ½" square.



Arrange white squares and half-square triangles in the design, below. Sew squares together into rows, then sew rows together to form star design.



And there you have it! Easy Peasy! Don't forget to make one for yourself, as well, in your own color choices. One block for yourself each month means you'll have your own Star Sampler by June!

If you have any questions, don't hesitate to call. Vivian Oaks – 724-622-2252