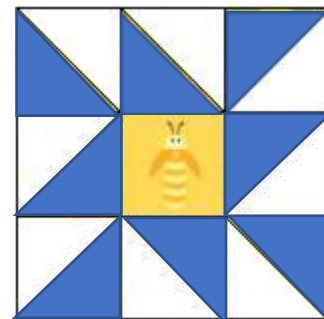



BEAVER VALLEY PIECEMAKERS BLOCK LOTTO
 FEBRUARY 2022-RETURN MARCH 2022

This is a very easy block!! Lets have lots of participation.

Makes a 12" block.





Fabrics Needed:


 Color 1 – Blue print or solid- Four 4-7/8" squares


 Color 2 – Yellow plain or print - One 4 1/2" square (Fussy cut is ok.)

 Color 3 – White on White - Four 4-7/8" squares

 Start by cutting the Color 1 and Color 3 into four 4-7/8" squares of each. Place right sides together; mark a diagonal across each white square and sew a scant 1/4" on both sides of the diagonal line. Cut along the diagonal line; Press seams to the darker sides.



 You'll have eight half-square triangles. Trim to 4 1/2".



Now lay out all the block's units as shown at left, with the Color 2 square at center. Sew three horizontal rows. Press the row seams in alternating directions. Join the rows, and you are done!

Enjoy doing this fairly easy block! Remember: For each block you make, you get a chance to win them all.

If you have any questions, don't hesitate to text or call Vivian.